

## Storage Ice Shuttle 137 Kg



### Features


- Suspended, Single door, Ice Storage Bin with Ice Shuttle cart(s), for Cube, Flake, Superflake, Nugget, Cubelet and Scale ice.
- New sleek, contemporary styling. A perfect match to MC, MV, MF, MFN and N Scotsman modular HoReCa, Food Retail and Industrial cube ice machines.
- Stainless steel exterior for both storage and frame.
- Storage compartment is heavy duty.
- Frame can be pre-assembled or shipped as kit. In this case, casted cart is loaded within the ice storage compartment, for reduced freight and storage costs.
- Pre-cut top panel, to accommodate multiple Scotsman icemakers.
- Ice falls from ice machine into storage compartment, with Polyethylene interior, sanitary and easy to clean. It is allowed into the shuttle carts through a guillotine-style dosage system, first in - first out fashion, for assured ice freshness.
- No more ice transferring operations from your storage: ice is gravity-fed into the shuttle cart. And to distribute your ice at the usage point, ice shuttle cart(s) are equipped with easy to use and hygienically proven ice totes (accessory).
- Convenient multi position ice guillotine prevents ice spillage and assists during ice loading operations.
- To accelerate flow during ice extraction, ice paddle (and hanging bracket) are available standard.
- Storage compartment bin door is spring loaded for safe usage and tight seal. Made in durable rotocast plastic, is light yet durable, withstanding typical rough handling of busy working environments.
- Bin door frame is sturdy and ergonomic, accommodating the hinge mechanism of Scotsman state of the art bin door.
- Polyurethane Insulation assures long periods of ice storage, reducing ice melt.
- Sliding polyethylene inspection windows are handy for visual control and initial paddle operation.
- Load resistant, stainless steel adjustable legs, have flanged feet for stability and ease of height adjustment.
- Heavy-duty frame, hosts base with built-in drain for bin and cart. Drain connection is reversible.

### Shuttle ice cart

- Each SIS Ice Storage and Shuttle System is shipped with it's own Shuttle cart(s).
- Shuttle carts are wheeled at the usage point, with little effort and maximum ice hygiene.
- Shuttle cart(s) bay is equipped with melting ice water drainage system, easily connected the floor water drain.
- A manual drain activation system is easily operated to properly dispose of drain water while shuttle cart is positioned in its load position.
- Six ice totes (accessory) fit conveniently in the Shuttle cart(s), and may be covered with the shuttle lids for longer storage periods.
- High density, non-corroding Polyethylene Ice Shuttle interior is designed with easy-to-clean rounded corners, and resists scratches and scuffs from ice scoops.
- Ice Shuttle handle-bar is in 304 stainless steel with anti-slip rubber treatment, for ease of steering and durability.

### Accessories

- Additional ice Shuttle cart.
- Ice carrying totes (set of 6, one set per cart)  
(Shuttle holds 50 kg (110 lbs) of ice once totes are used)
- Plastic Shovel.
- Ice Paddle and side-panel bracket (supplied as standard).



(Application) capacity is calculated on 90% of total volume in the cubic feet x 34 lb/ft<sup>3</sup> - 545 kg/m<sup>3</sup>.

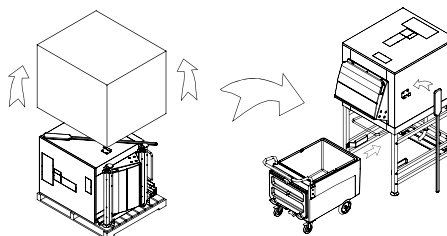
(AHRI) capacity is calculated on 80% of total volume in the cubic feet x 30 lb/ft<sup>3</sup> - 481 kg/m<sup>3</sup>.

	Max Ice Capacity		Max Ice Capacity with Carts		N° Carts
	[kg]	[lbs]	[kg]	[lbs]	
SIS300	137	301	210	462	1

[WxDxH mm]  
880x1020x1332

[WxDxH inches]  
34 3/4" x 46 1/4" x 52 1/2"

This product qualifies for the following listings:



**2** Years Warranty

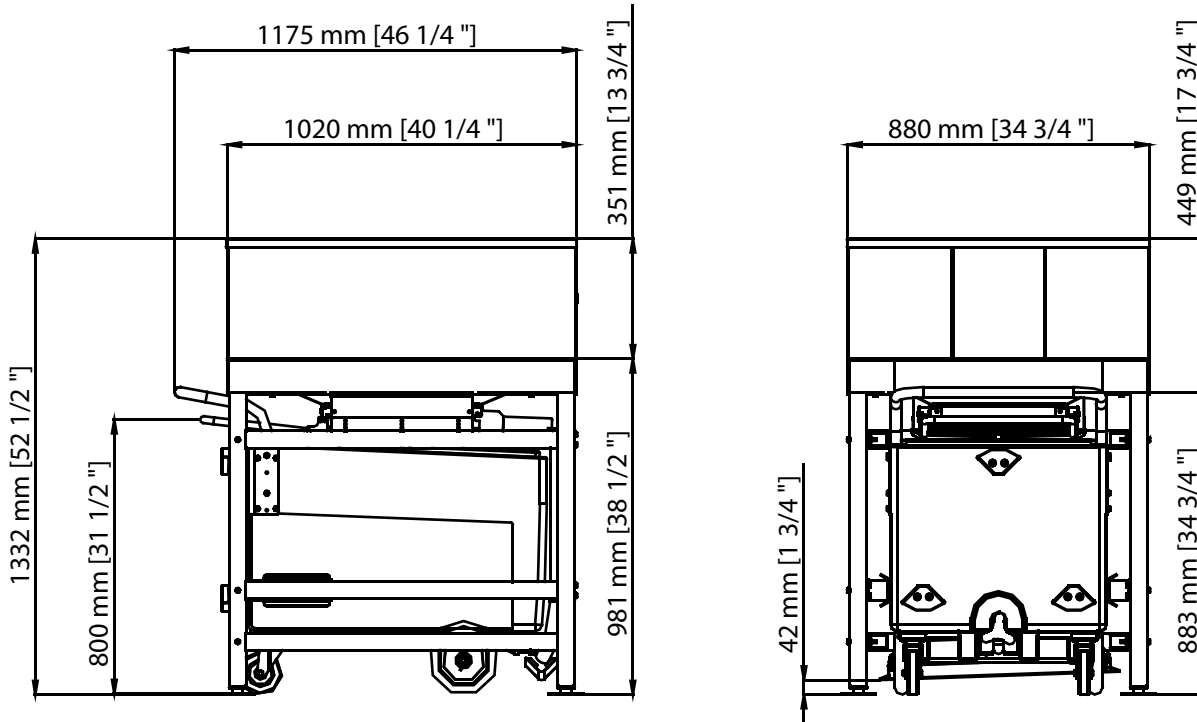
Subject to certain limitations and exclusions


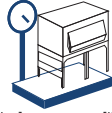

Certified ISO 9001:2000

[www.scotsman-ice.it](http://www.scotsman-ice.it)  
[www.scotsman-ice.com](http://www.scotsman-ice.com)

Models and specifications are subject to change without notice.

## Storage Ice Shuttle 137 Kg



			
	[shipping size mm]	[kg] [lbs]	[kg] [lbs]
SIS300	1130x1325x1495	120 264	162 356

### CONTACT POINTS:

**Europe**  
Scotsman Europe-Frimont S.p.A.  
Ph/Fax +39-0293960208 / 0293960201  
scotsman.europe@frimont.it  
Paolo Moro

**Middle East & N. Africa**  
Scotsman-Frimont Regional Office (ME&A)  
Ph/Fax +97-16 5262944 / 165262946  
m.dawood@frimont.ae  
fernando.m@frimont.ae

**Asia and Pacific**  
Scotsman Industries (S) PTE. L.T.D.  
Ph/Fax +65-67385393 / 67381959  
scotsman@scotsman.com.sg  
Andrea Tronci

**South Africa**  
Scotsman SA (Pty) Ltd - Ice Systems (Pty) Ltd  
Ph +27-0105900609 / 0877200245/6/7/8  
Fax: +27-118264123 / 0866340803  
stuart@scotsmansa.co.za - jennifer@scotsman.co.za

**India**  
Scotsman Group India  
Ph/Fax : +91-1244002459 / direct 9560072459  
david.owen@scotsman.com.sg

**Spain**  
Scotsman España, S.L.U. c/ Galapagar, 12  
Ph/Fax +34-911109796 / 916337423  
scotsman@scotsman-espana.es  
Daniel Doblado

**China**  
Scotsman Ice Systems (Shanghai)  
Ph/Fax : +86-2161313200 / 2161313330  
scotsman.shanghai@scotsman-china.com  
Andrew Clayton